

CHILD DEATH SUMMARY (FY 2000 – 2004)

This year marks the fifth year that the OIG began to systemically collect data on deaths referred to the office by the State Central Register. The State Central Register informs the OIG of those child deaths that have had any type of DCFS involvement in the previous year. The information has been organized into the major categories of age of the child, manner of death and DCFS status at the time the OIG received the death information. Manner of death is determined by the Medical Examiner, Coroner, or Coroner's Jury. The intersection of categories gives a context for further investigation into the deaths. Interventions need to target all three areas.

Over the five years the number of deaths has increased. That does not necessarily mean that the actual number of deaths of children involved with DCFS has increased or that the number of child deaths in the state of Illinois has increased. Child Death Review Teams throughout the state have been working to increase the reporting of child deaths to the State Central Register by other agencies, especially hospitals and coroners throughout the state. Better reporting certainly would increase the number of deaths referred to the OIG by the State Central Register. Yet, certain categories should not be affected by better reporting such as death of wards, open intact family cases and pending DCP reports where the Department is actively involved with the child. The number of deaths of wards has been steady throughout the five years despite the decrease in the number of children in care. One explanation is that the most medically vulnerable and emotionally troubled children may have remained in care.

The OIG recognizes the limitations of the data but presents it with the hope that it can assist the Department in its efforts to support the well-being of the children and families it serves.

Table 1: Death Breakdown by Case Status, 2000-2004

Year	2000		2001		2002		2003		2004		TOTAL	
Case Status	No.	%	No.	%	No.	%	No.	%	No.	%	No.	%
Ward	29	31%	43	41%	20	22%	29	23%	31	22%	152	27%
Unfounded DCP	7	7%	14	13%	7	7%	20	15%	29	21%	77	14%
Pending DCP	10	11%	6	6%	8	9%	15	12%	11	8%	50	9%
Child of Ward	5	5%	4	4%	6	6%	12	10%	2	1%	29	5%
Indicated DCP	8	8%	14	14%	9	10%	12	10%	6	4%	49	9%
Open Intact	9	9%	12	12%	20	21%	19	15%	15	11%	75	13.4%
Closed Intact	5	5%	2	2%	8	9%	7	5%	13	9%	35	6.2%
Open Placement	3	3%	4	4%	5	5%	2	1.5%	10	7%	24	4.3%
Closed Placement	3	3%	1	1%	4	4%	2	1.5%	2	1%	12	2.1%
Split Custody	10	11%	0	0	4	3%	1	1%	8	6%	23	4%
Others	7	7%	3	3%	3	4%	8	6%	13	10%	34	6%
Total Deaths / Percent	96	100%	103	100%	94	100%	127	100%	140	100%	560	100%

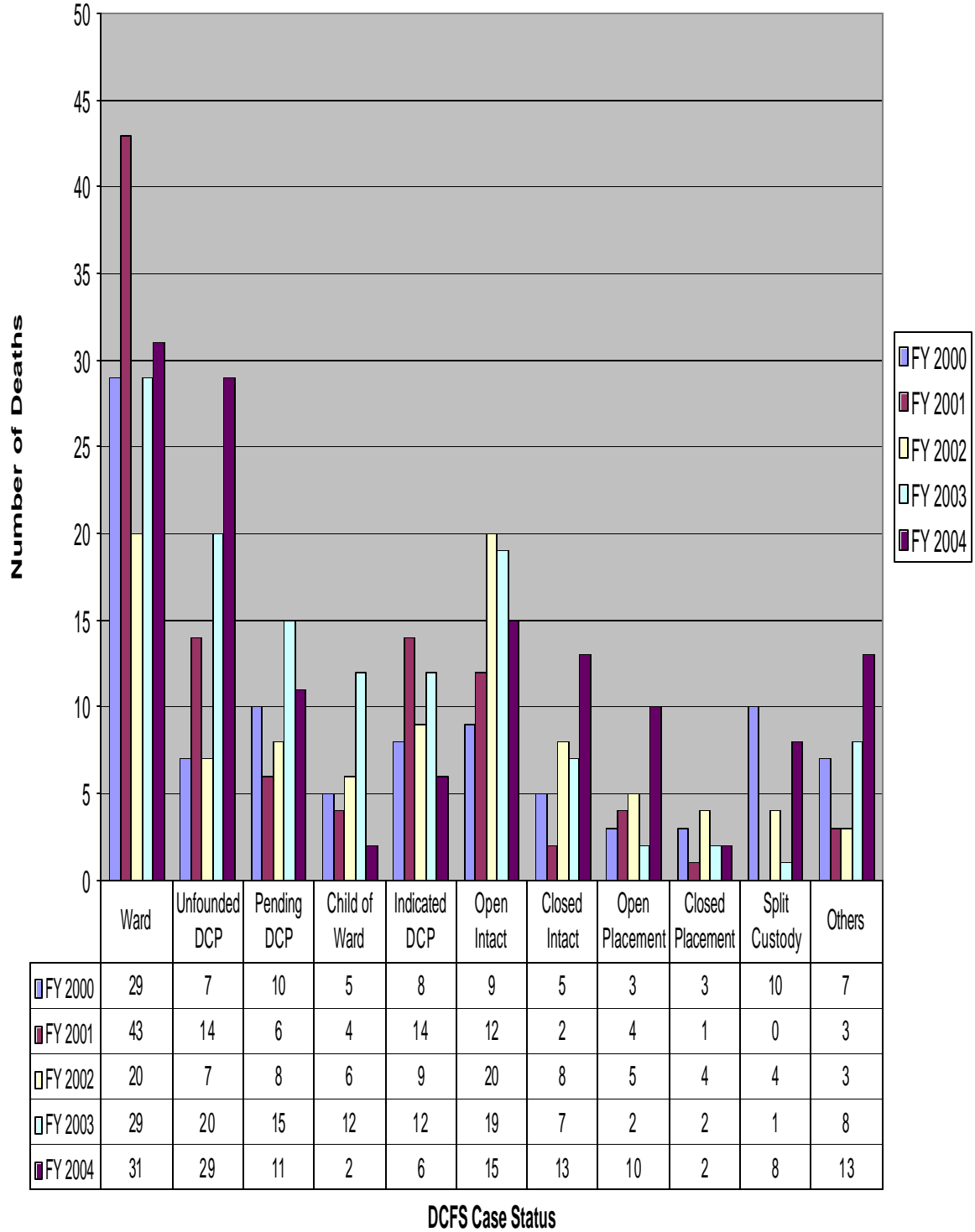
No. = Number of deaths

% = The percentage of deaths with a particular status out of all deaths in that fiscal year.

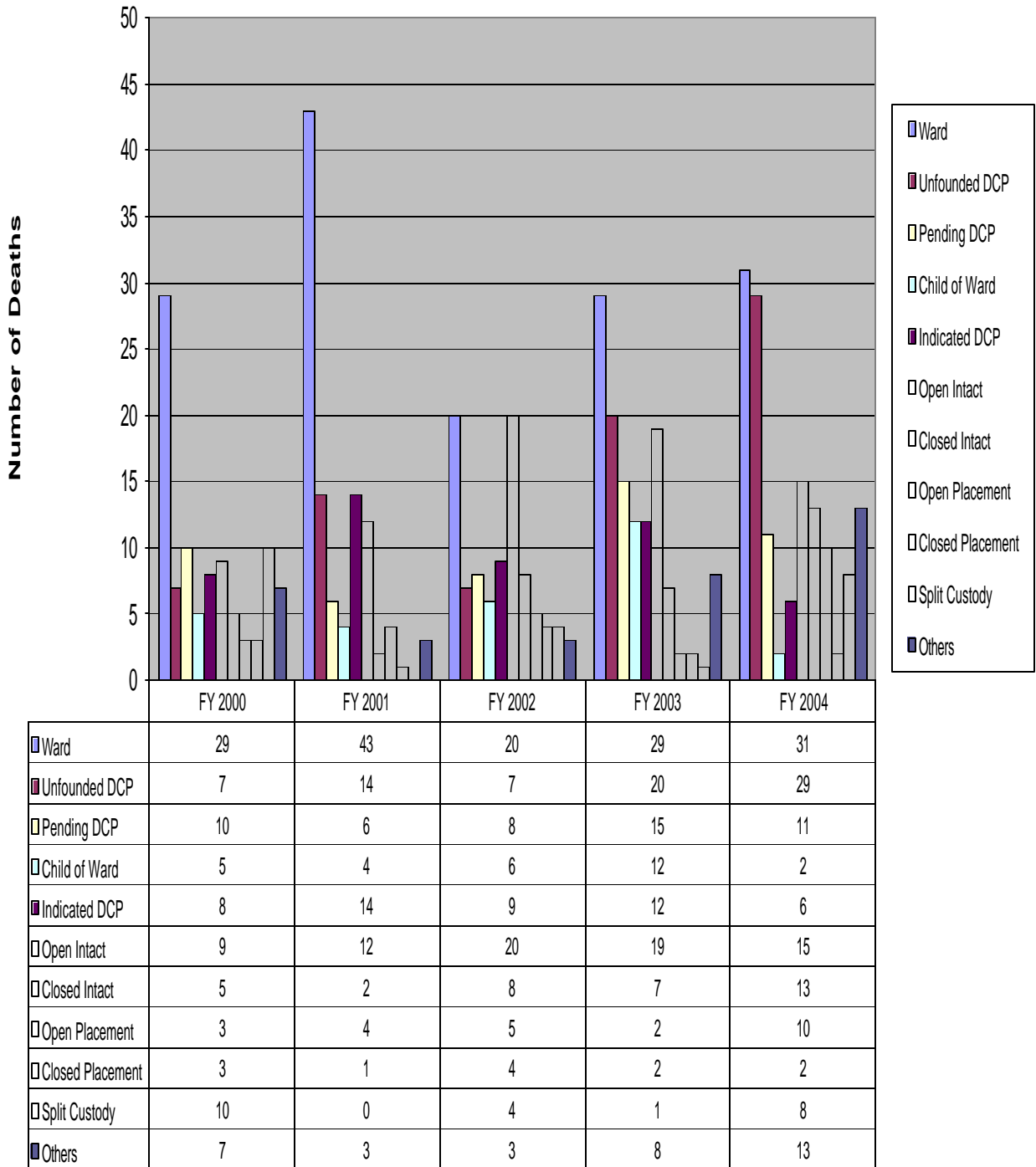
Key for Case Status at the time of OIG investigation:

- Ward.....Deceased is a ward
- Unfounded DCP.....Family involved in an unfounded DCP investigation within one year of the death
- Pending DCP.....Family involved in a pending DCP investigation at time of death
- Indicated DCP Family involved in an indicated DCP investigation within one year of the death
- Child of Ward.....Deceased is a ward’s child, but not a ward themselves
- Open Intact.....Currently open intact family case
- Closed Intact..... Closed intact family case within one year of the death
- Open Placement..... Death of newborn (and never went home) whose mother has children in foster care
- Closed Placement.....Death of newborn (and never went home) whose mother had children in foster care who have achieved permanency within one year of the death
- Split Custody.....Death of a child who is at home where mother’s other children are in foster care (or out of home pursuant to DCFS safety plan)
- Others.....Including Open or Closed Preventive Service, Open or Closed Return Home, Homicide by a Ward, Adopted, Former Ward, Interstate Compact Monitoring, Subsidized Guardianship, Child of Former Ward, Extended Family Support

Child Death Summary by DCFS Case Status, FY 2000 - FY 2004



Child Death Summary by DCFS Case Status, FY 2000 - FY 2004



DCFS Case Status by Year

FY2000 - FY 2004 Average Death Distribution by DCFS Case Status

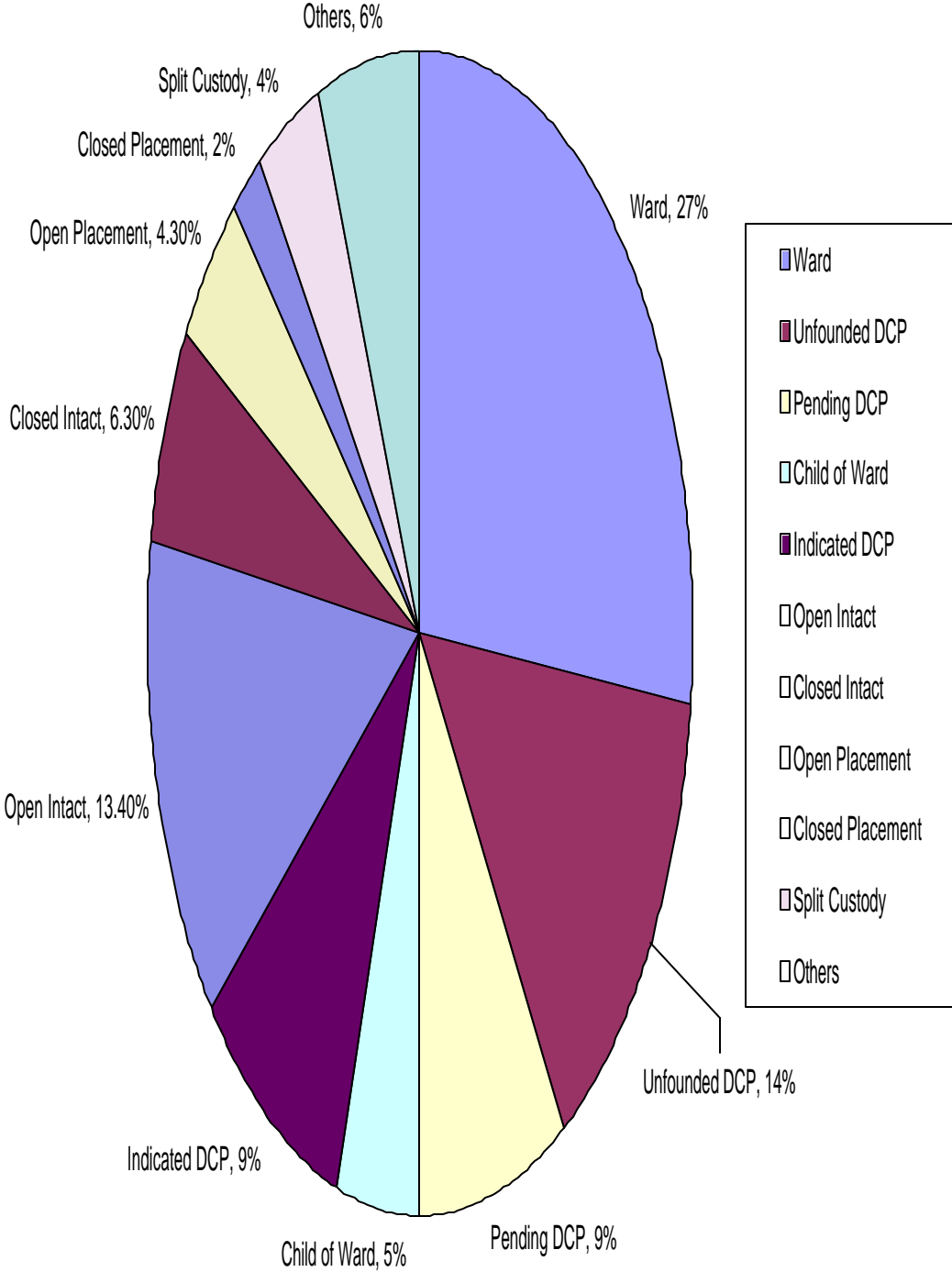


Table 2: Child deaths by DCFS case status at time of death and manner of death.

DCFS Case Status and Manner of Death	2000	2001	2002	2003	2004	TOTAL
Total Deaths	96	103	94	127	140	560
Ward	29	43	20	29	31	152
Natural	13	20	14	18	16	81
Accident	6	9	3	3	3	24
Homicide	7	10	3	7	8	35
Suicide	0	0	3	1	2	6
Undetermined	3	4	0	0	2	9
Unfounded DCP Investigation	7	14	7	20	29	77
Natural	0	5	2	9	16	32
Accident	2	6	0	6	8	22
Homicide	4	2	3	4	2	15
Suicide	0	0	1	0	0	1
Undetermined	1	1	1	1	3	7
Pending DCP Investigation	10	6	8	15	11	50
Natural	0	1	7	6	6	20
Accident	5	1	1	3	1	11
Homicide	3	3	0	5	2	13
Suicide	0	0	0	0	0	0
Undetermined	2	1	0	1	2	6
Child of Ward	5	4	6	12	2	29
Natural	1	1	1	6	1	10
Accident	1	1	2	3	1	8
Stillbirth	2	0	0	0	0	2
Homicide	0	0	2	2	0	4
Suicide	0	0	0	0	0	0
Undetermined	1	2	1	1	0	5
Indicated DCP Investigation	8	14	9	12	6	49
Natural	1	4	7	7	3	22
Accident	4	7	0	4	3	18
Homicide	1	1	1	0	0	3
Suicide	0	0	0	0	0	0
Undetermined	2	2	1	1	0	6
Open Intact	9	12	20	19	15	75
Natural	6	6	6	4	8	31
Accident	0	5	7	10	1	23
Homicide	1	1	5	1	1	9
Suicide	0	0	0	0	1	1
Undetermined	2	0	2	4	4	12
Closed Intact	5	2	8	7	13	35

DCFS Case Status and Manner of Death	2000	2001	2002	2003	2004	TOTAL
Natural	2	2	2	3	3	12
Accident	2	0	4	1	5	12
Homicide	1	0	0	3	4	8
Suicide	0	0	0	0	0	0
Undetermined	0	0	2	0	1	3
Open Placement	3	4	5	2	10	24
Natural	3	2	4	2	9	20
Accident	0	0	0	0	0	0
Homicide	0	0	0	0	1	1
Stillbirth	0	2	0	0	0	2
Undetermined	0		1	0	0	1
Closed Placement	3	1	4	2	2	12
Natural	3	0	3	1	1	8
Accident	0	1	0	0	0	1
Homicide	0	0	1	1	1	3
Suicide	0	0	0	0	0	0
Undetermined	0	0	0	0	0	0
Split Custody	10	0	4	1	8	23
Natural	0	0	2	1	3	6
Accident	1	0	0	0	2	3
Homicide	1	0	1	0	2	4
Stillbirth	3	0	0	0	0	3
Undetermined	5	0	1	0	0	6
Adopted	0	2	2	1	1	6
Former Ward	5	0	0	1	1	7
Open Return Home	0	0	0	1	0	1
Closed Return Home	2	0	0	0	0	2
Homicide by a ward	0	0	0	2	0	2
Interstate compact	0	1	0	0	1	2
Open preventive service	0	0	1	1	3	5
Closed preventive service	0	0	0	2	1	3
Subsidized Guardianship	0	0	0	1	0	1
Child of former ward	0	0	0	0	3	3
Extended family support	0	0	0	0	2	2